

2003 Cummins Diesel 5.9L # D7156

2004-2004.5 Cummins Diesel 5.9L # D7157

DiabloSport PowerPuck Installation

DIABLOSPORT™



IMPORTANT NOTICE: Please read before installing the PowerPuck Manufacturer Warranty. By law, the installation of a DiabloSport PowerPuck does not void the manufacturer's warranty. However, if there is a time that you need to take your vehicle in for service or repairs, we suggest that you remove the PowerPuck for the following reasons:

- 1) Each individual dealer can, at their discretion, set up their own warranties and policies that would void parts or the entire warranty by the addition of a non-Dodge part.
- 2) It will confirm whether there is a problem with the PowerPuck or with the vehicle.
- 3) Anytime a diagnostic machine is used, the vehicle's computer needs to be in stock condition. In order for the diagnostic machine to accurately perform its task, it must be able to communicate with the stock computer program.

With the PowerPuck installed, the diagnostic machine will not be able to do so. Failure to reinstall the stock tuning can result in unnecessary repairs.


Engine must be off and key removed from ignition.

For technical assistance please visit our website www.diablosport.com



THE POWER PEOPLE


Find your MAP sensor and Fuel Rail pressure sensor located on the driver's side of the engine block.



Connect the DiabloSport PowerPuck female sensor connectors into the engine sensors.



Route PowerPuck cables appropriately away from hot and moving surfaces.




The DiabloSport PowerPuck's base will be located on top of the fuse box cover. (this will allow for quick and easy access) Clean the top of the fuse box with the alcohol pad provided. Wait for the alcohol to dissipate.




Carefully peel off the Velcro protective film and firmly affix the DiabloSport PowerPuck in place. Let it dry for 24 hours before removing Puck.




Disconnect your MAP sensor.



Disconnect your Fuel Rail pressure sensor.



Connect the male connectors of the DiabloSport PowerPuck cable to the engine sensor harnesses.



Route switch wire into cabin. Mount switch in a convenient location with the reference notch up.